

STATEMENT OF APPROPRIATIONS, ALLOTMENTS, OBLIGATIONS, DISBURSEMENTS AND BALANCES  
As at the Quarter Ending December 31, 2021

Department: Department of Labor and Employment (DOLE)  
Agency: Professional Regulation Commission  
Operating Unit: Regional Office - VI  
Organization Code (UACS) : 16 008 0300006  
Fund Cluster: 01 Regular Agency Fund  
(e.g. UACS Fund Cluster: 01-Regular Agency Fund, 02-Foreign Assisted Projects Fund, 03-Special Account-Locally Funded/Domestic Grants Fund, and 04-Special Account-Foreign Assisted/Foreign Grants Fund)


	Current Year Appropriations
	Supplemental Appropriations
X	Continuing Appropriations

Particulars	UACS CODE	Appropriations			Allotments					Current Year Obligations					Current Year Disbursements					Balances			
		Authorized Appropriations	Adjustments (Transfer To/From, Realignment)	Adjusted Appropriations	Allotments Received	Adjustments (Withdrawal, Realignment)	Transfer To	Transfer From	Adjusted Total Allotments	1st Quarter Ending March 31	2nd Quarter Ending June 30	3rd Quarter Ending Sept. 30	4th Quarter Ending Dec. 31	TOTAL	1st Quarter Ending March 31	2nd Quarter Ending June 30	3rd Quarter Ending Sept. 30	4th Quarter Ending Dec. 31	TOTAL	Unreleased Appro	Unobligated Allotments	Unpaid Obligations	
																						Due and Demandable	Not Yet Due and Demandable
1	2	3	4	5=(3+4)	6	7	8	9	10=[(6+(-)7)-8+9]	11	12	13	14	15=(11+12+13+14 )	16	17	18	19	20=(16+17+18+19 )	21=(5-10)	22=(10-15)	23	24
I. Continuing Appropriations		0	12,312,825.86	12,312,825.86	0	8,432,825.86	0	3,880,000.00	12,312,825.86	0	0	2,024,499.12	7,885,222.19	9,909,721.31	0	0	2,024,499.12	6,796,101.99	8,820,601.11	0	2,403,104.55	0	1,089,120.20
I. Agency Specific Budget		0	12,312,825.86	12,312,825.86	0	8,432,825.86	0	3,880,000.00	12,312,825.86	0	0	2,024,499.12	7,885,222.19	9,909,721.31	0	0	2,024,499.12	6,796,101.99	8,820,601.11	0	2,403,104.55	0	1,089,120.20
General Administration and Support	1000000000000000	0	1,224,527.93	1,224,527.93	0	1,224,527.93	0	0	1,224,527.93	0	0	0	450,878.83	450,878.83	0	0	0	220,810.63	220,810.63	0	773,649.10	0	230,068.20
General Management and Supervision	100000100001000	0	1,224,527.93	1,224,527.93	0	1,224,527.93	0	0	1,224,527.93	0	0	0	450,878.83	450,878.83	0	0	0	220,810.63	220,810.63	0	773,649.10	0	230,068.20
MOOE		0	1,224,527.93	1,224,527.93	0	1,224,527.93	0	0	1,224,527.93	0	0	0	450,878.83	450,878.83	0	0	0	220,810.63	220,810.63	0	773,649.10	0	230,068.20
Sub-Total, General Administration and Support		0	1,224,527.93	1,224,527.93	0	1,224,527.93	0	0	1,224,527.93	0	0	0	450,878.83	450,878.83	0	0	0	220,810.63	220,810.63	0	773,649.10	0	230,068.20
PS		0	0	0	0	0	0	0	0	0	0	0	0	0	0	0	0	0	0	0	0	0	0
MOOE		0	1,224,527.93	1,224,527.93	0	1,224,527.93	0	0	1,224,527.93	0	0	0	450,878.83	450,878.83	0	0	0	220,810.63	220,810.63	0	773,649.10	0	230,068.20
FinEx (if Applicable)		0	0	0	0	0	0	0	0	0	0	0	0	0	0	0	0	0	0	0	0	0	0
CO		0	0	0	0	0	0	0	0	0	0	0	0	0	0	0	0	0	0	0	0	0	0
Operations	3000000000000000	0	11,088,297.93	11,088,297.93	0	7,208,297.93	0	3,880,000.00	11,088,297.93	0	0	2,024,499.12	7,434,343.36	9,458,842.48	0	0	2,024,499.12	6,575,291.36	8,599,790.48	0	1,629,455.45	0	859,052.00
OO : Highly ethical, globally competitive, and recognized Filipino professionals ensured		0	11,088,297.93	11,088,297.93	0	7,208,297.93	0	3,880,000.00	11,088,297.93	0	0	2,024,499.12	7,434,343.36	9,458,842.48	0	0	2,024,499.12	6,575,291.36	8,599,790.48	0	1,629,455.45	0	859,052.00
PROFESSIONAL LICENSURE PROGRAM		0	9,712,994.48	9,712,994.48	0	5,832,994.48	0	3,880,000.00	9,712,994.48	0	0	2,024,499.12	7,434,343.36	9,458,842.48	0	0	2,024,499.12	6,575,291.36	8,599,790.48	0	254,152.00	0	859,052.00
Processing of applications for licensure examinations	310100100001000	0	2,878,130.48	2,878,130.48	0	2,878,130.48	0	0	2,878,130.48	0	0	0	2,878,130.48	2,878,130.48	0	0	0	2,791,330.48	2,791,330.48	0	0	0	86,800.00
MOOE		0	2,878,130.48	2,878,130.48	0	2,878,130.48	0	0	2,878,130.48	0	0	0	2,878,130.48	2,878,130.48	0	0	0	2,791,330.48	2,791,330.48	0	0	0	86,800.00
Preparation of test questions, conduct and rating of licensure examinations	310100100002000	0	6,580,712.00	6,580,712.00	0	2,700,712.00	0	3,880,000.00	6,580,712.00	0	0	2,024,499.12	4,556,212.88	6,580,712.00	0	0	2,024,499.12	3,783,960.88	5,808,460.00	0	0	0	772,252.00
MOOE		0	6,580,712.00	6,580,712.00	0	2,700,712.00	0	3,880,000.00	6,580,712.00	0	0	2,024,499.12	4,556,212.88	6,580,712.00	0	0	2,024,499.12	3,783,960.88	5,808,460.00	0	0	0	772,252.00
Tabulation, computation, rating, release of examination results, collation and analysis of data on licensure exam	310100100003000	0	254,152.00	254,152.00	0	254,152.00	0	0	254,152.00	0	0	0	0	0	0	0	0	0	0	0	254,152.00	0	0
MOOE		0	254,152.00	254,152.00	0	254,152.00	0	0	254,152.00	0	0	0	0	0	0	0	0	0	0	0	254,152.00	0	0
PROFESSIONAL REGULATION PROGRAM		0	1,343,203.45	1,343,203.45	0	1,343,203.45	0	0	1,343,203.45	0	0	0	0	0	0	0	0	0	0	0	1,343,203.45	0	0
Administrative investigations, hearings and decisions on complaints against professionals and illegal practitioners	310200100001000	0	189,032.00	189,032.00	0	189,032.00	0	0	189,032.00	0	0	0	0	0	0	0	0	0	0	0	189,032.00	0	0
MOOE		0	189,032.00	189,032.00	0	189,032.00	0	0	189,032.00	0	0	0	0	0	0	0	0	0	0	0	189,032.00	0	0
Inspection of institutions and industrial establishments, and accreditation of professional organizations, firms and partnerships for the	310200100002000	0	179,947.00	179,947.00	0	179,947.00	0	0	179,947.00	0	0	0	0	0	0	0	0	0	0	0	179,947.00	0	0


Department: Department of Labor and Employment (DOLE)  
Agency: Professional Regulation Commission  
Operating Unit: Regional Office - VI  
Organization Code (UACS) : 16 008 0300006  
Fund Cluster: 01 Regular Agency Fund

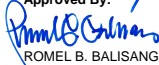
	Current Year Appropriations
	Supplemental Appropriations
X	Continuing Appropriations

(e.g. UACS Fund Cluster: 01-Regular Agency Fund, 02-Foreign Assisted Projects Fund, 03-Special Account-Locally Funded/Domestic Grants Fund, and 04-Special Account-Foreign Assisted/Foreign Grants Fund)																							
Particulars	UACS CODE	Appropriations			Allotments					Current Year Obligations					Current Year Disbursements					Balances			
		Authorized Appropriations	Adjustments (Transfer To/From, Realignment)	Adjusted Appropriations	Allotments Received	Adjustments (Withdrawal, Realignment)	Transfer To	Transfer From	Adjusted Total Allotments	1st Quarter Ending March 31	2nd Quarter Ending June 30	3rd Quarter Ending Sept. 30	4th Quarter Ending Dec. 31	TOTAL	1st Quarter Ending March 31	2nd Quarter Ending June 30	3rd Quarter Ending Sept. 30	4th Quarter Ending Dec. 31	TOTAL	Unreleased Appro	Unobligated Allotments	Unpaid Obligations	
																						Due and Demandable	Not Yet Due and Demandable
1	2	3	4	5=(3+4)	6	7	8	9	10=[(6+(-)7)-8+9]	11	12	13	14	15=[(11+12+13+14 )]	16	17	18	19	20=[(16+17+18+19 )]	21=(5-10)	22=(10-15)	23	24
practice of professions, specialty societies and organizations																							
MOOE		0	179,947.00	179,947.00	0	179,947.00	0	0	179,947.00	0	0	0	0	0	0	0	0	0	0	0	179,947.00	0	0
Issuance to initial registrants of professional identification cards and registration certificates	310200100003000	0	329,047.00	329,047.00	0	329,047.00	0	0	329,047.00	0	0	0	0	0	0	0	0	0	0	0	329,047.00	0	0
MOOE		0	329,047.00	329,047.00	0	329,047.00	0	0	329,047.00	0	0	0	0	0	0	0	0	0	0	0	329,047.00	0	0
Renewal of professional identification cards	310200100004000	0	645,177.45	645,177.45	0	645,177.45	0	0	645,177.45	0	0	0	0	0	0	0	0	0	0	0	645,177.45	0	0
MOOE		0	645,177.45	645,177.45	0	645,177.45	0	0	645,177.45	0	0	0	0	0	0	0	0	0	0	0	645,177.45	0	0
PROFESSIONAL DATABASE MANAGEMENT PROGRAM		0	32,100.00	32,100.00	0	32,100.00	0	0	32,100.00	0	0	0	0	0	0	0	0	0	0	0	32,100.00	0	0
Computerization of licensure examination processes and regulation services	310300100001000	0	32,100.00	32,100.00	0	32,100.00	0	0	32,100.00	0	0	0	0	0	0	0	0	0	0	0	32,100.00	0	0
MOOE		0	32,100.00	32,100.00	0	32,100.00	0	0	32,100.00	0	0	0	0	0	0	0	0	0	0	0	32,100.00	0	0
Sub-Total, Operations		0	11,088,297.93	11,088,297.93	0	7,208,297.93	0	3,880,000.00	11,088,297.93	0	0	2,024,499.12	7,434,343.36	9,458,842.48	0	0	2,024,499.12	6,575,291.36	8,599,790.48	0	1,629,455.45	0	859,052.00
PS		0	0	0	0	0	0	0	0	0	0	0	0	0	0	0	0	0	0	0	0	0	0
MOOE		0	11,088,297.93	11,088,297.93	0	7,208,297.93	0	3,880,000.00	11,088,297.93	0	0	2,024,499.12	7,434,343.36	9,458,842.48	0	0	2,024,499.12	6,575,291.36	8,599,790.48	0	1,629,455.45	0	859,052.00
FinEx (if Applicable)		0	0	0	0	0	0	0	0	0	0	0	0	0	0	0	0	0	0	0	0	0	0
CO		0	0	0	0	0	0	0	0	0	0	0	0	0	0	0	0	0	0	0	0	0	0
GRAND TOTAL		0	12,312,825.86	12,312,825.86	0	8,432,825.86	0	3,880,000.00	12,312,825.86	0	0	2,024,499.12	7,885,222.19	9,909,721.31	0	0	2,024,499.12	6,796,101.99	8,820,601.11	0	2,403,104.55	0	1,089,120.20
PS		0	0	0	0	0	0	0	0	0	0	0	0	0	0	0	0	0	0	0	0	0	0
MOOE		0	12,312,825.86	12,312,825.86	0	8,432,825.86	0	3,880,000.00	12,312,825.86	0	0	2,024,499.12	7,885,222.19	9,909,721.31	0	0	2,024,499.12	6,796,101.99	8,820,601.11	0	2,403,104.55	0	1,089,120.20
FinEx (if Applicable)		0	0	0	0	0	0	0	0	0	0	0	0	0	0	0	0	0	0	0	0	0	0
CO		0	0	0	0	0	0	0	0	0	0	0	0	0	0	0	0	0	0	0	0	0	0

Certified Correct:  
  
FLOYD P. ALAGBAN  
Budget Officer  
Date: 2022-02-09 11:16:00

Certified Correct:  
*on official leave*  
RONALYN C. GALLEGO  
Accountant  
Date: 2022-02-09 11:16:00

Recommending Approval:  
  
LOEL L. MAMON  
OIC-Chief Administrative Officer  
Date: 2022-02-09 11:23:07

Approved By:  
  
ROMEL B. BALISANG  
Regional Director  
Date: 2022-02-09 12:42:01